

## Lesson

# 6

# Josiah Reads God's Word

### BIBLE BASIS

Josiah finds the Book of the Law and reads it to the people (2 Kings 22:1-11; 23:1-3).

### BIBLE TRUTH

Listening to and obeying God's Word shows we love Him.

### MEMORY VERSE

"Love the Lord your God with all your heart."  
Matthew 22:37

### LESSON AIM

That your students will want to listen to and obey God's Word.

# 1

### LIFE NEED (5 MINUTES)

- Listen to sounds and identify them; talk about listening



**Materials:** *Optional*—things to make different sounds

# 2

### BIBLE LEARNING (10-15 MINUTES)

- Tell the story of Josiah reading the Law
- Review with questions and an activity

**Materials:** Bible, "Josiah Reads God's Word" Teaching Aid 8, rolled paper for scroll, *Storytime* for Lesson 6, crayons or pencils

# 3

### BIBLE APPLICATION (10 MINUTES)

- Review the memory verse with a rhyme
- Make a small Bible booklet and bookmark



**Materials:** *Early Elementary Make-It/Take-It* for Lesson 6, construction paper prepared in advance, scissors; *Optional*—ribbon

# 4

### LIFE RESPONSE (10 MINUTES)

- Read a story about a child who learns to listen to and obey his mom
- Students plan to listen to and obey God's Word

**Materials:** *Storytime* paper for Lesson 6

## Understanding Your Students

"Do as I say and not as I do" is an old saying that definitely does not work with young children. Both parents and teachers know that one of the primary ways children learn is by watching and imitating the adults around them. That's why it's important for them to see the adults in their world reading and listening carefully to God's Word.

Even though some of your students come from homes that are not Christian, they learn every week how important the Bible is to you, as you read and share God's Word with them.



This symbol means extra preparation or supplies are needed.

## Understanding the Bible

The United Kingdom of Israel (about 1,000 B.C.) had three kings in a row—Saul, David, and Solomon.

In the year 931 B.C., the people of Israel split into two separate kingdoms. The northern kingdom included ten tribes, called Israel; the southern kingdom included the other two tribes, called Judah.

Each of these kingdoms had their own kings (about 20 each) and territory for several hundred years.

There were no kings over the northern nation of Israel who were approved by God, yet there were eight kings over Judah who showed a serious interest in God's ways. One of these was King Josiah who ruled from 640-609 B.C. He was the last good king over Judah, and the fifth from the end before the Babylonians captured Jerusalem and Judah, taking people into captivity.

At age eight, Josiah inherited a kingdom that had turned away from the Lord. His father, Amon, had been the king of Israel only two years before he was assassinated by his servants.

Both Amon and his father, Manasseh, had done "evil in the eyes of the Lord" (2 Kings 21:20). Manasseh reigned 55 years, longer than any other king of Judah, and he was considered the most wicked king. It was Manasseh who introduced many forms of idolatry

to Israel and broke Israel's covenant with the Lord. Eventually, it was Manasseh's sins that destroyed the nation.

Josiah showed great wisdom. He "began to seek the God of his father David" in the eighth year of his reign (2 Chron. 34:3). By his "twelfth year" Josiah instructed idols to be destroyed in Judah, Jerusalem, and throughout the land. In the eighteenth year of his reign, he raised money to repair the temple.

During the work on the temple, the Book of the Law was found.

When Josiah read the Book of the Law, he was distressed and tore his clothes because of what it said. God's Word told of the destruction that was to come to the nation because of the evil and idolatry that had occurred under Manasseh and Amon.

After reading the Law, Josiah called all the people together to read God's Word to them. Then he and the people made a covenant to walk again in the ways of the Lord. As a result of this covenant, the temple was cleansed of idolatrous altars, and observance of the Passover was restored.

Josiah is remembered as one of the greatest kings of Judah (2 Kings 23:25).

## Classroom Tips

To pass your love of God's Word on to these children, try the following ideas.

- Establish a few simple rules for listening times. These may include requiring children to raise their hands when they have a question and to keep their hands and feet to themselves. When the rules are simple, it's easier for the children to concentrate on the lesson instead of worrying about breaking the rules.
- Find a children's version of the Bible and picture books without too many words for this age level. The children's love for the Bible will grow as they look at the Bible pictures, and their ability to read and understand other versions will come later.
- Let your students see your love and respect for the Bible by giving it a special place in your room. Spend time showing your students how to open it and find passages in it.

## Worship Activities

- Sing a song from the DisKit CD.
- Have a student helper collect offerings. Then thank God that we can show our love for Him in many ways such as with offerings of time and money.
- Explain that prayer time is a listening time when we talk to God and listen to others pray. **Dear God, we learn about You by reading and listening to Your Word. Help us be good listeners so we know how You want us to live. In Jesus' name. Amen.**




## Before Class

Give each child a personal greeting. **I'm glad you brought your Bibles today. The Bible is God's Word! Today we will learn about some people who listened to God's Word, the Bible.**

Have your students mark their attendance by adding a small sticker, drawing a happy face, or coloring in a square. Children can give their offerings, then lead them to the first activity of the day.

## Getting Started

The following activities will prepare the children for the story of Josiah reading God's Word to the people.

■  **Make a Scroll:** Have children make a scroll by taping a dowel or unsharpened pencil to each end of the paper, then roll the paper around the pencils. **We will learn about a king who read God's Word from a scroll. God's Word was written on a scroll. This is very different from our Bible. We show love to God by listening to and obeying His Word.**

■ **Writing:** Print the word "Bible" on several small chalkboards or pieces of paper. Your students can trace around the letters or write the word. **The stories you hear each week come from the Bible, God's Word.**

# 1

## Life Need 5 minutes

**Objective:** That your students will identify sounds they hear and talk about listening.

This activity will prepare students for the lesson about how we show our love to God when we listen to His Word.

Bring the children around you. When they are ready, tell the children you will make a sound with something. Ask them to cover their eyes so they have to figure out what made the sound by listening, not watching.

**Please close or cover your eyes and listen carefully.** Use something around you to make a sound. For example: open or close a door or window, rattle this teacher guide, tap on a table, drop a coin in the offering container, slide a chair, push a button on your CD player, and so on.

**Open your eyes and tell me what made that sound.** Encourage everyone to give their ideas, even if they have the same idea as another. Have the children cover their eyes again. Make a different sound for the children to listen to and guess. Repeat with more sounds. Let the children guess what they listened to for each sound. Ask volunteers to come up and make a sound with something they can use in your room.

**We have listened to some different sounds. You figured out those sounds just by listening! You have good ears for listening. Let's talk about other things you listen to.**

**What and who do you listen to?** (You might get answers like teachers, parents, babies crying, friends, radio, TV, music, teachers reading storybooks, videos, electronic games, fire alarms, telephones ringing, computers, and so on. Agree with the children that there is a lot we can listen to.)

**Who do you have to listen to?** (They will probably talk about parents, grandparents, coaches, teachers, pastor, and so on. Acknowledge the importance of listening to the people that they suggest.)

**What and who do you choose to listen to?** (The children might talk about parents, teachers, friends, favorite TV programs and videos, computer programs, fire alarms, and so on. Help them understand we all have a choice in what and who we listen to.)

**How do you choose what to listen to?** (There are consequences of not listening to parents and teachers. They might talk about why they like listening to different people or things.)

**Today's Bible story is about some people who chose to listen to something. Let's learn what they listened to and why.**



## 2 Bible Learning 10–15 minutes

**Objective:** That your students will learn how people listened to Josiah read God's Word.

Prepare "Josiah Reads God's Word" Teaching Aid 8 as indicated on the back. You will need rolled paper for a scroll, or if scrolls were made in Getting Started, use one of those. Open your Bible to 2 Kings. Show the children where this story is found in your Bible.

### BIBLE STORY

In early Bible times, God's people were ruled by a king. When the king died, one of his sons would become the next king. Josiah was only eight years old when his father died. Imagine being a king when you are only eight years old!

Josiah knew God and loved Him. Josiah knew that he could be a good king if he obeyed God like King David did many years before.

Many of the kings weren't good leaders because they didn't love God, and they didn't encourage the people to worship and obey God. Even Josiah's father didn't worship God.

Kings who didn't love God usually didn't take care of the temple. The temple was the place where the people met together to worship God. Since Josiah's father and other kings before him didn't take care of the temple, it was falling apart. Josiah decided to fix up the temple.

Josiah told his helpers, "Pay some workers to repair the temple." (Fold teaching aid to show Picture A. Point to the workers in the background.)

Soon workers began to fill cracks and holes. They replaced broken stone blocks with new stone blocks. They brought wood to fix the roof and doors. The temple would be like new again.

On one of the work days, the temple priest found something that didn't belong where it

was. The temple priest found a scroll.

A scroll is a Bible-time book. Scrolls were made from a long piece of special paper, called papyrus, rolled around two sticks. God's Word was written on the rolled-up paper. This scroll was like our Bible because it had God's Word.

(Demonstrate how a scroll was read with your scroll.)

The temple priest read the scroll and knew he had found God's Word. He gave the scroll to King Josiah's helper. The king's helper also read the scroll and knew that it was God's Word. The king's helper took the scroll to the king. (Point to the king's helper carrying the scroll in Picture A.)

"King Josiah! Look at this scroll!" the helper said. "The temple priest found it in the temple!"


King Josiah listened as his helper read God's Word from the scroll. The scroll told how God loved His people and wanted them to listen to and obey His Word.

King Josiah called together the people. (Show full picture.) He read the scroll for all the people to listen to God's Word. Then King Josiah made a promise to listen to God's Word and obey it. When the people heard King Josiah's promise, they also promised to listen to God's Word and obey what it taught. They did this to show love for God.

We can show love to God when we listen to and obey God's Word.

### BIBLE STORY REVIEW

- What did the temple priest find? (A scroll.)
- What did Josiah and the people do after they listened to God's Word? (Promised to listen to God's Word and obey it.)



Storytime,  
Lesson 6, page 4

Distribute Storytime for Lesson 6.  
Have children complete the activity on page 4.

# 3 Bible Application 10 minutes

**Objective:** That your students will learn that they can show love to God by listening to and obeying His Word, the Bible.

## MEMORY VERSE

Help students find the memory verse on page 4 of *Storytime*. Read the verse together.

**Josiah loved the Lord with all his heart, and that's what our memory verse tells us to do. Let's say the verse together again: "Love the Lord your God with all your heart" Matthew 22:37. Let's show our love by saying our rhyme.**

**"Love the Lord your God with all your heart."**

*(Hug self.)*

**Hear His Word and hurry to obey.**

*(Touch ear; run in place.)*

**Ask the Lord to show you what is right.**

*(Fold hands.)*

**When He shows you, do not run away!**

*(Form open Bible with hands; run in place.)*

**Did you hear our Bible verse in the very first line?** Say the Bible verse together again. **Our Bible verse and many of God's rules for us come from the Bible. Josiah read God's Word and obeyed it, and that's what we can do.**

Collect the *Storytime* papers and put them away until the end of class.

## HANDCRAFT

**We're going to make a little book about the Bible that we can read with our parents.**

In advance, remove Lesson 6 from each student's Make-It/Take-It and draw a rectangle one inch by ten inches on construction paper for each student.

Show your students how to remove the top and bottom edges of the project. Then help each student fold the page on the broken line to form a booklet. The students may color the


words on the fronts of their booklets and print their names on the lines.

Distribute scissors so each child can cut out the rectangle to make a bookmark. Show your students how to cut an upside down V-shaped wedge at the bottom of the rectangle.

*Optional*—provide strips of ribbon instead of paper to make the bookmarks. Read the words inside the Bible, letting your class "read" the picture symbols as you point to them.

**What does the Bible say about how to treat your parents?** (Obey them.) **What does the Bible say about how to treat your friends?** (Be kind to them.)

**We can show love to God by listening to and obeying God's Word.**



Make-It/Take-It, Lesson 6

6



# 4 Life Response 10 minutes

**Objective:** That your students will plan ways to listen to God's Word and obey it.

Read aloud to your students "Ms. Davis' Test" from pages 2 and 3 of *Storytime* for Lesson 6. Depending on your class, your students may want to read with you. They can read the words represented by the art spots on the rebus or you may choose a first-grader to read the story. Or you may read the story summary below.

## PRESENT-DAY STORY

"Nathan," called Ms. Davis. "Please clean your room." But Nathan did not.

"Why did you not clean your room?" asked his mom. "I did not hear you," said Nathan.

"Nathan," called Mom. "Please feed Munchkin." But Nathan did not.

"Why didn't you feed Munchkin when I told you?" Mom asked.

"I did not hear you," said Nathan.

One day when Nathan was in his room, his mom went into the kitchen. Very quietly she said, "Would anyone like a milk shake?"

Nathan came running. "I do! Can I have a chocolate milk shake?"

Mom laughed. "Yes. And I notice you hear very well when I talk about a milk shake. But God wants you to listen and obey all the time."

Nathan thought about what his mom said as he drank his milk shake. The next time his mom asked him to clean his room, he obeyed right away.

Sometimes, Mom made a chocolate milk shake and other yummy snacks as soon as the chores were done.



Storytime, Lesson 6, pages 2-3

**parents. We show our love to God when we listen to and obey God's Word.**

### How can you listen to and obey God's Word?

(Allow children to respond. They may say having someone read the Bible to them, obeying their parents, being kind to friends, and so on.)

### Who could you ask to read the Bible, God's Word, to you during the week?

(Allow students to respond. They may name their parents, an older sibling, cousin, aunt, uncle, grandparent, neighbor, and so on.)

**You have good plans to listen to God's Word during the week. We're going to listen to God's Word right now.** Read your own selections from a children's Bible or storybook. If you don't have a children's Bible or storybook, read from your Bible. Here are some suggested passages to read: Psalm 23; Mark 10:13-16; Luke 6:46-49; 8:22-25; 15:3-32; and Acts 3:1-10. Now have the students join hands as you pray. **Dear God, help us to listen to your Word, the Bible, and obey it. In Jesus' name. Amen.**

Be sure your students have their Make-It/Take-It handcraft Bible booklets and *Storytime* papers.

Say a personal goodbye to each student. **Listen to the Bible and obey what it says. We show our love to God when we do this.**



Storytime, Lesson 6, page 1

## CLOSING ACTIVITIES

Have children tell of their experiences like Nathan's.

**One of the things the Bible says is to obey your**