

Lesson

8

Solomon Pleases God

BIBLE BASIS

Solomon asks for wisdom (1 Kings 3:1-15).

BIBLE TRUTH

Making good choices pleases God.

MEMORY VERSE

"Love the Lord your God with all your heart."
Matthew 22:37

LESSON AIM

That your students will ask God for help to know what is right and what is wrong.

1

LIFE NEED (5 MINUTES)

- Play a game and talk about making good choices

2

BIBLE LEARNING (10–15 MINUTES)

- Tell how God granted wisdom to Solomon
- Review with questions and an activity

Materials: Bible, "Solomon Pleases God" Teaching Aid 11, *Storytime* for Lesson 8, crayons or pencils

3

BIBLE APPLICATION (10 MINUTES)

- Review the memory verse with a rhyme
- Make a doorknob prayer reminder

Materials: *Early Elementary Make-It/Take-It* for Lesson 8, tape, crayons

4

LIFE RESPONSE (10 MINUTES)

- Read a story about asking God for wisdom
- Ask for God's help to give children wisdom to make good choices that please Him.

Materials: *Storytime* paper for Lesson 8

Understanding Your Students

As children enter the school-age phase of their lives, they are presented with many choices. They must choose their friends, school activities, playtime fun, etc. Decisions are made to tell the truth or lie, to be kind or mean, to obey or disobey. Their consciences are developing through their parents' training and now they begin to make choices on their own.

Through your loving guidance, help your students know that they can ask God for help to make the choices that will please Him.



This symbol means extra preparation or supplies are needed.

Understanding the Bible

Solomon was the son of David and Bathsheba, and the third and last king of united Israel. Before David died, he gave Solomon advice about faithfulness to God, the building of the temple, and political rule.

Solomon was only 20 years old when he took the throne. He followed the advice of David and ordered the execution of several men who had rebelled against his father and might pose threats to his rule. He knew he needed the help of the Lord.

Before the construction of the temple, Gibeon was the center of worship and the resting place of the tabernacle. Gibeon was just northeast of Jerusalem. To show his love for the Lord, Solomon went to Gibeon to worship.

The telltale sign of Israel's power at this time was that a daughter of an Egyptian pharaoh (1 Kings 3:1) would be given to an Israelite king. This marriage alliance shows how Egypt had weakened and Israel had become strong.

The Lord appeared to Solomon in a dream and said, "Ask for whatever you want me to give you" (1 Kings 3:5). Many rulers would have asked for power or money, but Solomon put the good of the people above his own desires by requesting "a discerning heart to govern

your people" (vs. 9). Essentially, Solomon asked God for wisdom. What a skilled mechanic or craftsman has inside his or her head in order to fix cars or decorate beautifully is akin to wisdom. This sort of technical skill was the major requirement for the workmanship in preparing the tabernacle (Exod. 36:1-2).

All Christians need such God-given skill (or wisdom) in order to "distinguish good from evil" (Heb. 5:14) and to make moral, God-pleasing decisions when faced with all the complications life throws at us (Phil. 1:8-10). Thankfully, if we humbly ask God for wisdom (Jas. 1:5), He promises not to turn us down. The Lord was pleased with Solomon and made him one of the wisest people of all time.

However, Solomon's marriages to foreign wives eventually led to his downfall and contributed to Israel's idol worship (1 Kings 11).

Solomon was privileged to build God's temple and expand the kingdom of Israel to its greatest geographical extension and material prosperity. If Solomon had continued to seek God's guidance, he could have remained a great ruler.

Unfortunately, Solomon did not end his life as wisely as he began it.

Classroom Tips

To help encourage your students to make good choices, try the following suggestions.

- Help children understand that God is concerned about the choices they make. God wants them to choose to do right. Their desire to please God will help them make good choices.
- Children also know that they sometimes make wrong choices. Assure them that they can ask God to forgive them. Encourage them to ask themselves: what have I learned and what will I do differently next time.
- Remind the children that knowing God's Word will help them know what the good choices are in their decisions.
- Help children understand that they can ask God for wisdom to make good choices.

Worship Activities

- Gather the children together to worship. Choose a song to sing from the DisKit CD.
- Have a student helper collect offerings from students. Have another student helper say a prayer of thanks, or have the class sing an offering song.
- Pray with your students. **Dear God, we need Your help to learn new things and to learn what is right and wrong. Help us to make good choices that please You. We love You. In Jesus' name. Amen.**




Before Class

Greet each student personally. **I'm so glad you are here today. We will be learning more from the Bible. Today we will learn about making good choices.** Your children can mark their attendance on the Summer Attendance Chart with a small sticker, a happy face, or by coloring in a square. Have children give their offerings and then lead them to join the first activity of the day.

Getting Started

These activities will introduce your students to an important concept taught in this lesson—we should ask God to help us make good choices.

-  **The Obeying Game:** Put out “The Obeying Game” Teaching Aid 10, and some game markers. Let the children play the game according to the rules given on the back side of the game board. **Obeying is a good choice that pleases God.**



“The Obeying Game”
Teaching Aid 10

- **Tic-Tac-Toe:** Have the children use the board or scratch paper to play the game. Encourage them to make good choices! **Playing this game requires that you make good choices. Today we will learn about a good choice Solomon made.**

1

Life Need 5 minutes

Objective: That your students will play a game and talk about making good choices.

8

This activity will prepare children for the Bible story about King Solomon who asked God for wisdom. The lesson teaches that making good choices pleases God. Use this opening activity to help the children begin making some quick choices to get them thinking about real decisions they make.

Ask the children to stand up, spread out, and be ready to listen to your directions. Tell them to quickly choose which of your directions to follow. **Hop on one foot or jump up and down on two feet.** Encourage the children to choose quickly which direction they will follow and let them move.

Give the children more action decisions. Keep them moving quickly to make several quick choices. Here are some suggestions. Have fun adding your own choices.

1.) Touch your nose or touch your toes; 2.) Pat your head or pat your back. 3.) Shake the hand of a person next to you or give them a hug.

Ask the children to sit down.

You were making some quick choices. Let's talk more about choices you make.

What are some of the choices you make? (Let everyone have a chance to tell about the decisions they make. Anticipate choices on clothes to wear or buy, games and play activities, foods they pick, things they say to others, to obey or disobey, and so on. Respond by saying that we all make many choices each day.)

What happens when we make good choices? (The results of good choices may include: hugs and kisses from parents who are happy with them, staying out of trouble, special treats, free time or an extra recess at school, and so on.)

If you could choose anything you wanted and you would get it, what would you ask for? (Let the children dream and tell their wishes. Be sure to let everyone talk. You might hear some outlandish requests. Have fun dreaming but don't promise to make anything come true!)

Who is pleased when we make good choices? (The children may need some time to think about this. Encourage them to tell their ideas. You might hear about parents, teachers, club leaders, friends, God, etc.)

The Bible tells about a man who could ask for anything he wanted. Let's listen to learn what he asked for and who was pleased with his choice.

2 Bible Learning 10–15 minutes

Objective: That your students will hear how Solomon asked God for help to make good choices.

In advance, fold “Solomon Pleases God” teaching aid 11 as directed on the back of the Teaching Aid. Open your Bible to 1 Kings as you tell the story.

BIBLE STORY

Solomon was the king of Israel. He had to make a lot of choices about how to rule the people. Solomon wanted to be a good king by making good choices. He knew that would please God.

(Fold teaching aid flap 1 over to show this scene.)

Solomon would look out at the people who lived in Israel. He would think to himself about some of the decisions he had to make and what the good choices were. He worried that he might not always make good choices.

(Fold teaching aid to show Solomon resting, flap 2.)

One night when Solomon was resting, God talked with Solomon.

He gave Solomon another choice to make! This decision was especially hard because Solomon could pick from many different choices. God said to Solomon, “Ask for whatever you want Me to give you.” Solomon could ask God for anything he wanted! What do you think Solomon should choose? (Let the children suggest choices for Solomon.)

Solomon might have asked God for all the money in the world. He could ask to live a long time. He could ask that he wouldn’t need to fight any battles. Solomon didn’t ask for any of these.

Solomon said, “Make me wise so I can rule over Your people and tell the difference between right and wrong.” Solomon asked God to make him wise so he could make good choices. When we are wise, we know the right thing to do when we

have difficult choices. Wisdom isn’t the same as knowledge and information about things. When we have wisdom, we know the right things to do.

God was pleased with Solomon’s good choice. He said, “I will give you a wise and understanding heart.” God made Solomon so wise there never has been anyone as wise as Solomon besides Jesus, and there never will be a person as wise as Solomon. Solomon will always be known as the wisest person ever. Solomon showed love for God by making a good choice.

God was so pleased with Solomon’s good choice that God said, “I will give you some of the things you didn’t ask for.” God gave Solomon much more than wisdom. God also gave Solomon great riches and honor. God made Solomon the greatest king alive at that time in history.

(Unfold teaching aid to show the full scene.)

Solomon was glad that he pleased God by making a good choice. Solomon was happy that God gave him a wise and understanding heart. He knew that he could be a good king for the people and please God by making good choices.

We can please God by making good choices too. Making good choices pleases God.


BIBLE STORY REVIEW

- What does it mean to be wise? (It means we know the right thing to do when we have difficult choices.)
- Why did God give Solomon more than wisdom? (God was pleased that Solomon made a good choice by asking for wisdom.)

Distribute *Storytime* for Lesson 8 and have children complete the activity on page 4.



Storytime,
Lesson 8, page 4



*“Solomon Pleases God”
Teaching Aid 11*

3 Bible Application 10 minutes

Objective: That your students will learn that they can show love to God by making good choices.

MEMORY VERSE

Help students find the memory verse on page 4 of *Storytime*. Read the verse together.

Solomon asked the Lord to make him wise so he would know what was right to do. Our rhyme tells us to do that too. Let's say it now.

"Love the Lord your God with all your heart."

(Hug self.)

Hear His Word and hurry to obey.

(Touch ear; run in place.)

Ask the Lord to show you what is right.

(Fold hands.)

When He shows you, do not run away!

(Form open Bible with hands; run in place.)


Our memory verse teaches us to love God. Let's say it now: "Love the Lord your God with all your heart" Matthew 22:37. It is the best thing to do.

- When it's time for an important decision, what should we do first? (Pray and ask for God's help.)

We show love to God by making good choices.

HANDCRAFT

In advance, remove Lesson 8 from each student's Make-It/Take-It book. Have children color both sides. Help each student punch out the prayer reminder, the circle, and the three doors. Show your students how to fold the bottom strip up and tape it to the front of the doorknob hanger.



Make-It/Take-It, Lesson 8

If possible, demonstrate how to hang this prayer reminder over a doorknob. Talk about the pictures on the prayer reminder and how God helped each child who had a problem.

When you have a problem, you can ask God for help to know what the wise choice is.



4 Life Response 10 minutes

Objective: That your students will ask God to help them be wise and make good decisions.

Read aloud to your students “The Right Choice” from pages 2 and 3 of *Storytime* for Lesson 8.

PRESENT-DAY STORY

Story Summary: Mr. and Mrs. Williams were teaching their Sunday school class.

“Guess what?” said Mrs. Williams to the children. “This week I got an email from the Evans family, our missionary friends in Kenya. This time they sent a picture, too.”

“I love when we hear from Mia and her family,” said Maya. “I like to hear what they are doing in Kenya.”

“Can we see the picture, Mrs. Williams?” asked Nathan.

Mrs. Williams showed the class the picture of a tent with sides rolled up. There are rugs on the floor for people to sit on.

David asked, “Does Mr. Evans take the people camping?”

“Please read the email, Mrs. Williams,” said Juan. “Then we will know about the tent.”

Mrs. Williams read the email to the children.

“Dear friends, one night last week we had a terrible storm. The next morning we found that no one was hurt, but our little wood clinic was blown down. So we are using this tent for our clinic. We know God is with us in the tent just as He was in our little wood clinic. We are glad to have the tent, but now we are wondering what to do. Should we rebuild the little wood clinic? Or should we use the tent? Please pray we will make a good choice that pleases God. Your friends, The Evans Family.”

Maya said, “I think they should stay in the tent.”

“No, I think they should build another wood clinic,” said Emily.



Storytime, Lesson 8, pages 2-3

“I think we should pray for them to make the right choice,” Mr. Williams said. “Let’s pray for them right now.”

The children bowed their heads as Mr. Williams prayed, “Dear Jesus, thank You for keeping our friends safe. Please help them make the right choice to rebuild the wood clinic or to stay in the tent. In Jesus’ name. Amen.”

CLOSING ACTIVITIES

The Evans family needs to make an important decision. They asked the Sunday school class to pray for them to make a good choice that pleases God.

- **When you need to make an important decision, what will you do first?** (Pray and ask God for help to make good choices that please Him.)

Lead your students in a prayer to ask for God’s wisdom. **Dear God, help us know what is right and what is wrong. Help us to make good choices that please You. Help us remember to ask for wisdom each day. We know that You always hear us and take care of us. In Jesus’ name. Amen.**

Be sure each student gathers his papers—the Make-It/Take-It handcraft prayer reminder and *Storytime* for Lesson 8—before leaving.

Say a personal goodbye to each student. **Ask God for His help to make good choices.**



Storytime, Lesson 8, page 1